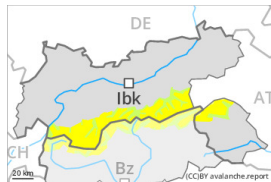




Danger Level 2 - Moderate



2400m

Tendency: Constant avalanche danger

on Thursday 22 02 2024



Wind slab



2400m

Snowpack stability: **poor**Frequency: **some**Avalanche size: **medium**

Fresh wind slabs require caution.

The fresh snow of Monday as well as the wind slabs formed during the snowfall represent the main danger. The fresh wind slabs can be released by a single winter sport participant in particular on steep shady slopes above approximately 2400 m. Avalanche prone locations are to be found in particular in gullies and bowls, and behind abrupt changes in the terrain. Avalanches are medium-sized.

In very isolated cases dry avalanches can also be released in the old snowpack. This applies in particular on the Main Alpine Ridge and to the south. Avalanche prone locations are to be found in particular in little used terrain above approximately 2400 m, especially on very steep shady slopes.

On very steep grassy slopes only isolated gliding avalanches are possible below approximately 2400 m.

Snowpack

Danger patterns

dp.6: cold, loose snow and wind

dp.2: gliding snow

In particular in the north up to 10 cm of snow, and even more in some localities, fell yesterday. The new snow and wind slabs are lying on a crust in all aspects below approximately 2200 m. Especially shady slopes above approximately 2400 m: The new snow and wind slabs are lying on soft layers.

The old snowpack remains subject to considerable local variations at high altitude. Within the snowpack, there are multiple melt-freeze crusts sandwiches with faceted layers in between, in particular on steep sunny slopes in all altitude zones, as well as on shady slopes below approximately 2600 m.

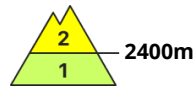
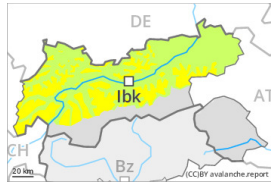
At low and intermediate altitudes only a little snow is lying.

Tendency

The fresh wind slabs will settle gradually.



Danger Level 2 - Moderate



2400m

Tendency: Constant avalanche danger →

on Thursday 22 02 2024



Wind slab



2400m

Snowpack stability: **poor**Frequency: **some**Avalanche size: **medium**

Fresh wind slabs require caution.

The fresh snow as well as the wind slabs that are being formed by the moderate to strong northwesterly wind represent the main danger. The fresh wind slabs can be released by a single winter sport participant in particular on steep shady slopes above approximately 2400 m. Avalanche prone locations are to be found in particular in gullies and bowls, and behind abrupt changes in the terrain, in particular at high altitudes and in high Alpine regions. Avalanches are medium-sized.

On very steep grassy slopes only isolated gliding avalanches are possible below approximately 2400 m.

Snowpack

Danger patterns

dp.6: cold, loose snow and wind

dp.2: gliding snow

Over a wide area 10 to 30 cm of snow, and even more in some localities, fell in the last few days. The new snow and wind slabs are lying on a crust in all aspects below approximately 2200 m.

Especially shady slopes above approximately 2400 m: The new snow and wind slabs will be deposited on soft layers.

The old snowpack remains subject to considerable local variations at high altitude. Within the snowpack, there are multiple melt-freeze crusts sandwiches with faceted layers in between, in particular on steep sunny slopes in all altitude zones, as well as on shady slopes below approximately 2600 m.

At low and intermediate altitudes only a little snow is lying.

Tendency

The fresh wind slabs will settle gradually.



Danger Level 1 - Low



Tendency: Constant avalanche danger →

on Thursday 22 02 2024

Low avalanche danger will be encountered over a wide area.

The fresh wind slabs can in very isolated cases be released, even by a single winter sport participant, especially on very steep shady slopes above approximately 2400 m. These avalanche prone locations are to be found in particular in gullies and bowls, and behind abrupt changes in the terrain. The prevalence of the avalanche prone locations will increase with altitude. In very isolated cases dry avalanches can also be released in the old snowpack. Avalanche prone locations are to be found in particular in little used terrain above approximately 2400 m, especially on very steep shady slopes. Mostly avalanches are small.

Only isolated gliding avalanches are possible.

Snowpack

Danger patterns

dp.6: cold, loose snow and wind

Some snow has fallen in some localities, especially in the north. As a consequence of a moderate to strong northwesterly wind, clearly visible wind slabs formed.

The surface of the snowpack will freeze to form a strong crust and will soften during the day, especially at intermediate altitudes.

The snowpack remains subject to considerable local variations. Within the snowpack, there are multiple melt-freeze crusts sandwiches with faceted layers in between, in particular on steep sunny slopes in all altitude zones, as well as on shady slopes below approximately 2600 m.

At low and intermediate altitudes only a little snow is lying.

Tendency

Some snow will fall on Thursday. Hardly any increase in avalanche danger.