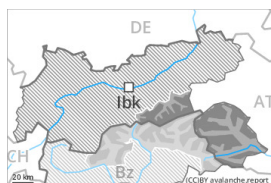


## Danger Level 4 - High



Treeline

**Tendency: Decreasing avalanche danger**  
 on Saturday 24 02 2024



New snow



Treeline

Snowpack stability: **very poor**

Frequency: **many**

Avalanche size: **large**



Persistent weak layer

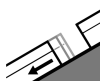


2400m

Snowpack stability: **very poor**

Frequency: **some**

Avalanche size: **large**



Gliding snow



2400m

Snowpack stability: **very poor**

Frequency: **some**

Avalanche size: **medium**

### Significant increase in avalanche danger as a consequence of new snow and strong wind.

A very large quantity of fresh snow and the sometimes large wind slabs that are forming during the snowfall can be released easily or naturally in all aspects above the tree line. Individual large natural avalanches are to be expected, especially in case of releases originating from very steep high-altitude leeward starting zones. The avalanche prone locations are sometimes covered with new snow and are barely recognisable, even to the trained eye. Avalanches can also be triggered in the old snowpack and reach quite a large size in particular on very steep west, north and east facing slopes. Such avalanche prone locations are to be found in particular above approximately 2400 m.

On steep grassy slopes medium-sized gliding avalanches are possible as a consequence of the new snow, especially on sunny slopes below approximately 2400 m.

Backcountry touring and other off-piste activities call for experience in the assessment of avalanche danger and restraint.

### Snowpack

**Danger patterns**

dp.6: cold, loose snow and wind

dp.2: gliding snow

Up to 50 cm of snow, and even more in some localities, will fall on Friday above approximately 1500 m. The strong wind will transport the new snow significantly.

Especially shady slopes above approximately 2400 m: The new snow and wind slabs are lying on soft layers.



The old snowpack remains subject to considerable local variations at high altitude. Within the snowpack, there are multiple melt-freeze crusts sandwiches with faceted layers in between, in particular on steep sunny slopes in all altitude zones, as well as on shady slopes below approximately 2600 m.

## Tendency

With the end of the snowfall, the natural activity of slab avalanches will slowly decrease.

More frequent loose snow avalanches are to be expected as the day progresses, in particular medium-sized ones, in the event of solar radiation especially on extremely steep sunny slopes.

The activity of gliding avalanches will increase, in particular on steep east, south and west facing slopes below approximately 2400 m.

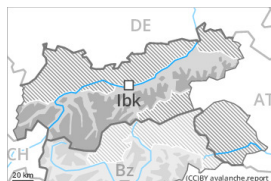


## Danger Level 3 - Considerable



Treeline

**Tendency: Decreasing avalanche danger**  
 on Saturday 24 02 2024



New snow



Treeline

Snowpack stability: **very poor**

Frequency: **many**

Avalanche size: **medium**



Persistent weak layer

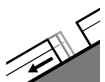


2400m

Snowpack stability: **very poor**

Frequency: **some**

Avalanche size: **medium**



Gliding snow



2400m

Snowpack stability: **very poor**

Frequency: **few**

Avalanche size: **medium**

Significant increase in avalanche danger as a consequence of new snow and strong wind.

The large quantity of fresh snow and the sometimes large wind slabs that are forming during the snowfall can be released easily or naturally in all aspects above the tree line. Medium-sized natural avalanches are to be expected, especially in case of releases originating from very steep high-altitude leeward starting zones. The avalanche prone locations are sometimes covered with new snow and are barely recognisable, even to the trained eye. Avalanches can also be triggered in the old snowpack and reach quite a large size in particular on very steep west, north and east facing slopes. Such avalanche prone locations are to be found in particular above approximately 2400 m.

On steep grassy slopes medium-sized gliding avalanches are possible as a consequence of the new snow, especially on sunny slopes below approximately 2400 m.

Backcountry touring and other off-piste activities call for experience in the assessment of avalanche danger and restraint.

### Snowpack

**Danger patterns**

dp.6: cold, loose snow and wind

dp.2: gliding snow

Over a wide area 20 to 40 cm of snow will fall on Friday above approximately 1500 m. The strong wind will transport the new snow significantly.

Especially shady slopes above approximately 2400 m: The new snow and wind slabs are lying on soft layers.



The old snowpack remains subject to considerable local variations at high altitude. Within the snowpack, there are multiple melt-freeze crusts sandwiches with faceted layers in between, in particular on steep sunny slopes in all altitude zones, as well as on shady slopes below approximately 2600 m.

## Tendency

With the end of the snowfall, the natural activity of slab avalanches will slowly decrease.

More frequent loose snow avalanches are to be expected as the day progresses, in particular medium-sized ones, in the event of solar radiation especially on extremely steep sunny slopes.

The activity of gliding avalanches will increase, in particular on steep east, south and west facing slopes below approximately 2400 m.

## Danger Level 3 - Considerable



**Tendency: Constant avalanche danger** →  
on Saturday 24 02 2024



Wind slab



Treeline

Snowpack stability: **poor**

Frequency: **many**

Avalanche size: **medium**

Increase in avalanche danger as a consequence of new snow and strong wind. Fresh wind slabs require caution.

The fresh snow and the wind slabs that are forming during the snowfall are to be evaluated with care and prudence in particular on west to north to east facing aspects above the tree line. Avalanches can in many places be released, even by a single winter sport participant and reach medium size.

On steep grassy slopes medium-sized gliding avalanches are possible as a consequence of the new snow, especially on sunny slopes below approximately 2400 m.

### Snowpack

#### Danger patterns

dp.6: cold, loose snow and wind

dp.2: gliding snow

20 cm of snow, and even more in some localities, will fall on Friday. The strong wind will transport the new snow significantly. The new snow and wind slabs will be deposited on soft layers in particular on west to north to east facing aspects above approximately 2200 m.

The old snowpack remains subject to considerable local variations at high altitude. Within the snowpack, there are multiple melt-freeze crusts sandwiches with faceted layers in between, in particular on steep sunny slopes in all altitude zones, as well as on shady slopes below approximately 2600 m.

### Tendency

The fresh wind slabs remain prone to triggering.

More frequent loose snow avalanches are to be expected as the day progresses, even medium-sized ones, in the event of solar radiation especially on extremely steep sunny slopes.

The activity of gliding avalanches will increase, in particular on steep east, south and west facing slopes below approximately 2400 m.