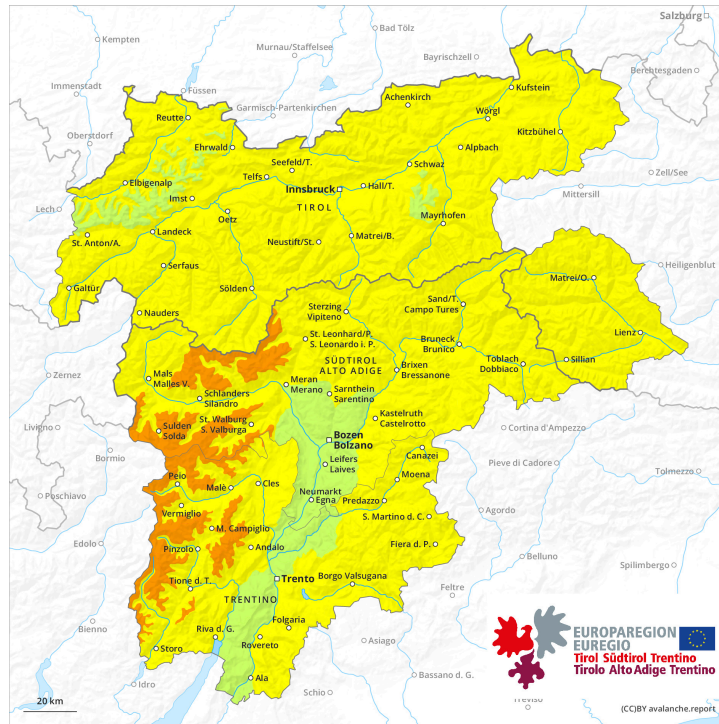

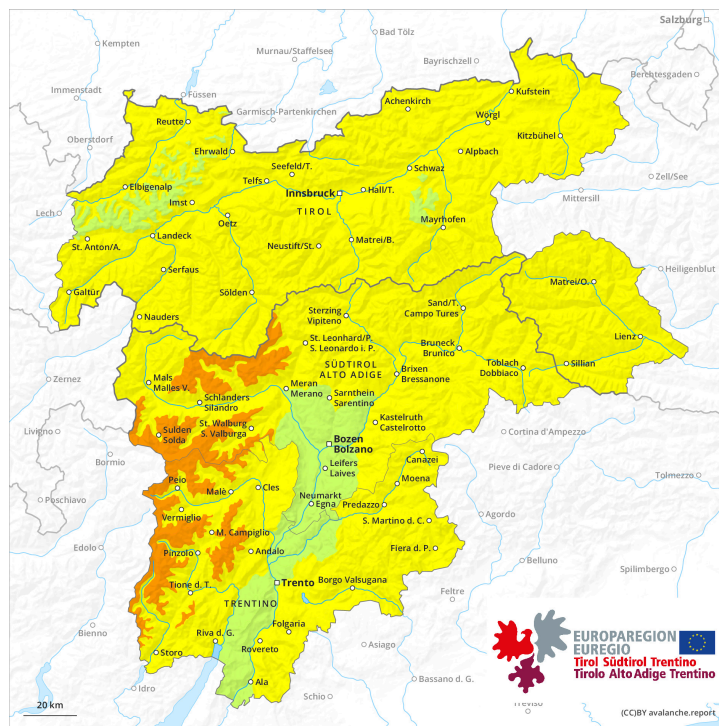




AM



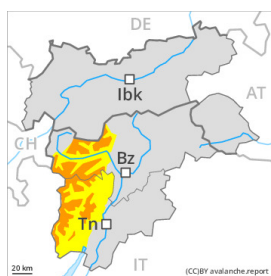
PM



Danger Level 3 - Considerable



Tendency: Constant avalanche danger →
 on Monday 04 03 2024



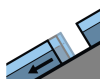
Wind slab



Snowpack stability: **poor**

Frequency: **many**

Avalanche size: **medium**



Gliding snow



Snowpack stability: **very poor**

Frequency: **some**

Avalanche size: **medium**



Wet snow



Snowpack stability: **poor**

Frequency: **some**

Avalanche size: **medium**

Fresh wind slabs represent the main danger. Gliding snow requires caution.

The fresh and somewhat older wind slabs can be released even by a single winter sport participant in particular on steep shady slopes above approximately 2400 m. The number and size of avalanche prone locations will increase with altitude. Weak layers in the old snowpack can still be released in very isolated cases by individual winter sport participants. Avalanche prone locations are to be found in particular on very steep west, north and east facing slopes above approximately 2600 m. Avalanche prone locations are to be found in particular on very steep north facing slopes in all altitude zones between approximately 2100 and 2300 m. Avalanches can in isolated cases penetrate deep layers and reach large size.

More frequent wet loose snow avalanches are to be expected, even medium-sized ones. In addition an appreciable danger of gliding avalanches exists, especially on grassy slopes below approximately 2600 m, as well as on steep shady slopes below approximately 2400 m.

Snowpack

Danger patterns

dp.6: cold, loose snow and wind

dp.2: gliding snow

In some regions up to 30 cm of snow, and even more in some localities, will fall until Monday above approximately 1500 m. The snowpack will be moist below approximately 2400 m. The surface of the snowpack will soften quickly.

As a consequence of new snow and strong wind the wind slabs will increase in size. Fresh and somewhat older wind slabs are lying on soft layers in particular on shady slopes. They are in some cases prone to triggering. This applies above approximately 2600 m.

Isolated avalanche prone weak layers exist deeper in the snowpack in particular on steep east, north and west facing slopes. In very isolated cases new snow and wind slabs are lying on a weakly bonded old



snowpack.

Tendency

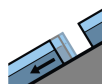
Fresh wind slabs require caution. Gliding avalanches and moist snow slides require caution.

Danger Level 2 - Moderate

AM:



Tendency: Constant avalanche danger →
 on Monday 04 03 2024



Gliding snow



2600m

Snowpack stability: **very poor**

Frequency: **some**

Avalanche size: **medium**



Wind slab



2600m

Snowpack stability: **poor**

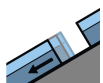
Frequency: **some**

Avalanche size: **medium**

PM:



Tendency: Constant avalanche danger →
 on Monday 04 03 2024



Gliding snow



2600m

Snowpack stability: **very poor**

Frequency: **some**

Avalanche size: **medium**



Wind slab



2600m

Snowpack stability: **poor**

Frequency: **some**

Avalanche size: **medium**



Wet snow



2200m

Snowpack stability: **poor**

Frequency: **some**

Avalanche size: **medium**

Gliding avalanches are the main danger. Fresh wind slabs at high altitude. Wet loose snow avalanches are possible in the afternoon.

An appreciable danger of gliding avalanches exists, in particular on steep sunny slopes below approximately 2600 m, as well as on steep shady slopes below approximately 2400 m. These can reach dangerously large size.

As a consequence of the moist air wet loose snow avalanches are possible in the afternoon, even medium-sized ones. This applies in case of a single winter sport participant, especially on extremely steep slopes below approximately 2200 m.

The fresh wind slabs can be released by a single winter sport participant in isolated cases in particular on very steep shady slopes above approximately 2600 m. This applies especially adjacent to ridgelines. In some cases avalanches are medium-sized. The number and size of avalanche prone locations will increase with altitude.



Avalanches can in very isolated cases be triggered in the old snowpack. Avalanche prone locations are to be found in particular on very steep east and west facing slopes above approximately 2600 m. Avalanche prone locations are to be found also on very steep north facing slopes between approximately 2100 and 2300 m.

Snowpack

Danger patterns

dp.2: gliding snow

dp.10: springtime scenario

Some snow will fall until Monday in particular in the south.

Outgoing longwave radiation during the night was reduced. The surface of the snowpack will soften during the day. The snowpack will be wet all the way through below approximately 2200 m. The snowpack will be moist below approximately 2400 m.

Fresh and somewhat older wind slabs are lying on soft layers in particular on shady slopes. This applies above approximately 2600 m. In very isolated cases new snow and wind slabs are lying on a weakly bonded old snowpack.

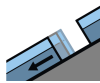
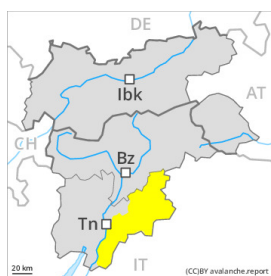
Tendency

Gliding avalanches are the main danger.

Danger Level 2 - Moderate



Tendency: Constant avalanche danger →
 on Monday 04 03 2024



Gliding snow



2600m

Snowpack stability: **very poor**

Frequency: **some**

Avalanche size: **medium**



Wet snow



2200m

Snowpack stability: **poor**

Frequency: **some**

Avalanche size: **medium**



Wind slab



2600m

Snowpack stability: **poor**

Frequency: **some**

Avalanche size: **medium**

Wet and gliding snow require caution. Fresh wind slabs at high altitude.

More frequent wet loose snow avalanches are to be expected, even medium-sized ones. In addition an appreciable danger of gliding avalanches exists, in particular on steep sunny slopes below approximately 2600 m, as well as on steep shady slopes below approximately 2400 m. These can reach dangerously large size.

The fresh wind slabs can be released by a single winter sport participant in isolated cases in particular on very steep shady slopes above approximately 2600 m. This applies especially adjacent to ridgelines. In some cases avalanches are medium-sized. The number and size of avalanche prone locations will increase with altitude.

Avalanches can in very isolated cases be triggered in the old snowpack. Avalanche prone locations are to be found in particular on very steep east and west facing slopes above approximately 2600 m. Avalanche prone locations are to be found also on very steep north facing slopes between approximately 2100 and 2300 m.

Snowpack

Danger patterns

dp.2: gliding snow

dp.10: springtime scenario

Some snow will fall until Monday in particular in the south.

The snowpack will be wet all the way through below approximately 2200 m. The snowpack will be moist below approximately 2400 m. The surface of the snowpack will soften quickly.

Fresh and somewhat older wind slabs are lying on soft layers in particular on shady slopes. This applies above approximately 2600 m. In very isolated cases new snow and wind slabs are lying on a weakly bonded



old snowpack.

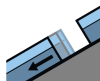
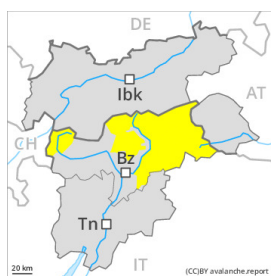
Tendency

Wet and gliding avalanches are the main danger.

Danger Level 2 - Moderate



Tendency: Constant avalanche danger →
 on Monday 04 03 2024



Gliding snow



2600m

Snowpack stability: **very poor**

Frequency: **some**

Avalanche size: **medium**



Wet snow



2200m

Snowpack stability: **poor**

Frequency: **some**

Avalanche size: **medium**



Wind slab



2600m

Snowpack stability: **poor**

Frequency: **some**

Avalanche size: **medium**

Wet and gliding snow require caution. Fresh wind slabs at high altitude.

More frequent wet loose snow avalanches are to be expected, even medium-sized ones. In addition an appreciable danger of gliding avalanches exists, in particular on steep sunny slopes below approximately 2600 m, as well as on steep shady slopes below approximately 2400 m. These can reach dangerously large size.

The fresh wind slabs can be released by a single winter sport participant in isolated cases in particular on very steep shady slopes above approximately 2600 m. This applies especially adjacent to ridgelines. In some cases avalanches are medium-sized. The number and size of avalanche prone locations will increase with altitude.

Avalanches can in very isolated cases be triggered in the old snowpack. Avalanche prone locations are to be found in particular on very steep east and west facing slopes above approximately 2600 m. Avalanche prone locations are to be found also on very steep north facing slopes between approximately 2100 and 2300 m.

Snowpack

Danger patterns

dp.2: gliding snow

dp.10: springtime scenario

Some snow will fall until Monday in particular in the south.

The snowpack will be wet all the way through below approximately 2200 m. The snowpack will be moist below approximately 2400 m. The surface of the snowpack will soften quickly.

Fresh and somewhat older wind slabs are lying on soft layers in particular on shady slopes. This applies above approximately 2600 m. In very isolated cases new snow and wind slabs are lying on a weakly bonded



old snowpack.

Tendency

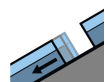
Wet and gliding avalanches are the main danger.

Danger Level 2 - Moderate

AM:



Tendency: Constant avalanche danger →
 on Monday 04 03 2024



Gliding snow



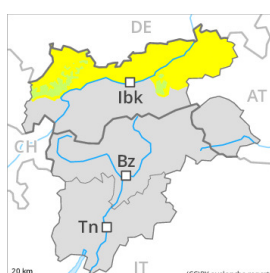
2600m

Snowpack stability: **very poor**

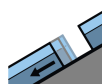
Frequency: **some**

Avalanche size: **medium**

PM:



Tendency: Constant avalanche danger →
 on Monday 04 03 2024



Gliding snow



2600m

Snowpack stability: **very poor**

Frequency: **some**

Avalanche size: **medium**



Wet snow



2200m

Snowpack stability: **poor**

Frequency: **some**

Avalanche size: **medium**

Gliding avalanches are the main danger. Wet loose snow avalanches are possible in the afternoon.

An appreciable danger of gliding avalanches exists, in particular on steep sunny slopes below approximately 2600 m, as well as on steep shady slopes below approximately 2400 m. These can reach dangerously large size.

As a consequence of warming during the day and solar radiation wet loose snow avalanches are possible in the afternoon, even medium-sized ones. This applies in case of a single winter sport participant, especially on extremely steep slopes below approximately 2200 m.

Snowpack

Danger patterns

dp.2: gliding snow

dp.10: springtime scenario

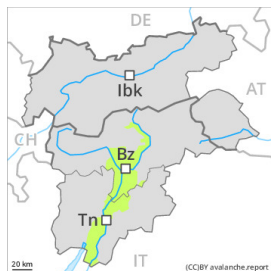
Outgoing longwave radiation during the night was quite good over a wide area. The surface of the snowpack will soften during the day. The snowpack will be wet all the way through below approximately 2200 m. The snowpack will be moist below approximately 2400 m.

The old snowpack will be stable over a wide area. This applies at high altitude.

Tendency

Gliding avalanches are the main danger.

Danger Level 1 - Low



Tendency: Constant avalanche danger →
on Monday 04 03 2024

Wind slabs require caution. In addition individual gliding avalanches and moist snow slides are to be expected.

Wind slabs can be released by a single winter sport participant in isolated cases in particular on steep shady slopes at high altitude. Mostly avalanches are only small.

On steep grassy slopes mostly small gliding avalanches and moist snow slides are possible.

Snowpack

Danger patterns

dp.6: cold, loose snow and wind

dp.10: springtime scenario

Some snow will fall in particular in the north. The wind slabs are in isolated cases prone to triggering.

The snowpack will be moist below approximately 2400 m. At low altitude hardly any snow is lying.

Tendency

Moist loose snow slides require caution.