



# AM

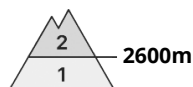


# PM



## Danger Level 2 - Moderate

**AM:**



**Tendency: Constant avalanche danger** →  
 on Saturday 16 03 2024



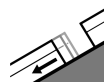
Wind slab



Snowpack stability: **poor**

Frequency: **some**

Avalanche size: **medium**



Gliding snow



Snowpack stability: **very poor**

Frequency: **few**

Avalanche size: **medium**

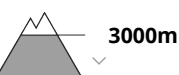
**PM:**



**Tendency: Constant avalanche danger** →  
 on Saturday 16 03 2024



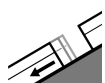
Wet snow



Snowpack stability: **poor**

Frequency: **some**

Avalanche size: **medium**



Gliding snow



Snowpack stability: **very poor**

Frequency: **few**

Avalanche size: **medium**



Wind slab



Snowpack stability: **poor**

Frequency: **some**

Avalanche size: **medium**

Wind slabs are to be evaluated with care and prudence in particular on very steep shady slopes at elevated altitudes. As the day progresses the likelihood of moist and wet avalanches being released will increase in particular on very steep sunny slopes.

The somewhat older wind slabs can still be released in some cases in particular on very steep shady slopes above approximately 2600 m. Avalanches can reach medium size. The prevalence of the avalanche prone locations will increase with altitude. Caution is to be exercised in particular adjacent to ridgelines and in gullies and bowls. Avalanches can in very isolated cases be triggered in the old snowpack and reach quite a large size. Avalanche prone locations are to be found in particular on steep shady slopes above approximately 2400 m.

During the day: As the day progresses as a consequence of warming during the day and solar radiation there will be a gradual increase in the danger of moist and wet avalanches, in particular on very steep sunny slopes at high altitudes and in high Alpine regions. From origins in starting zones where no previous



releases have taken place more gliding avalanches are possible, in particular medium-sized ones. This applies in particular on steep sunny slopes below approximately 2600 m, as well as on steep shady slopes below approximately 2200 m. Caution is to be exercised in areas with glide cracks.

## Snowpack

### Danger patterns

dp.2: gliding snow

dp.10: springtime scenario

The fresh and somewhat older wind slabs are lying on soft layers on wind-protected shady slopes above approximately 2600 m. Faceted weak layers exist in the centre of the old snowpack in particular on west, north and east facing slopes. This applies above approximately 2400 m.

Early morning: Outgoing longwave radiation during the night will be reduced in some case. The snowpack is moist and its surface has a melt-freeze crust that is barely capable of bearing a load, especially on steep sunny slopes below approximately 2600 m, as well as on shady slopes below approximately 2200 m.

During the day: Sunshine and high temperatures will give rise to a loss of strength within the snowpack, especially on sunny slopes, and on shady slopes at intermediate altitudes. Evening: Some snow will fall in some localities.

## Tendency

Increase in danger of moist and wet avalanches. Further decrease in danger of dry avalanches.



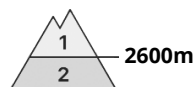
## Danger Level 2 - Moderate

**AM:**



**Tendency: Constant avalanche danger** →  
 on Saturday 16 03 2024

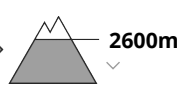
**PM:**



**Tendency: Constant avalanche danger** →  
 on Saturday 16 03 2024




Gliding snow



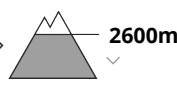
Snowpack stability: **very poor**

Frequency: **few**

Avalanche size: **medium**



Wet snow



Snowpack stability: **very poor**

Frequency: **some**

Avalanche size: **small**

### Gliding snow requires caution. Loose snow avalanches require caution.

From origins in starting zones where no previous releases have taken place more gliding avalanches are possible, in particular medium-sized ones. This applies in particular on steep sunny slopes below approximately 2600 m, as well as on steep shady slopes below approximately 2200 m. Caution is to be exercised in areas with glide cracks. As a consequence of warming during the day and solar radiation more frequent loose snow avalanches are to be expected, but they will be mostly small.

The somewhat older wind slabs can be released by a single winter sport participant in some cases in particular on extremely steep shady slopes at elevated altitudes. Caution is to be exercised in particular adjacent to ridgelines and in gullies and bowls.

### Snowpack

**Danger patterns**

dp.6: cold, loose snow and wind

dp.2: gliding snow

The fresh and somewhat older wind slabs are lying on soft layers on wind-protected shady slopes above approximately 2600 m.

Early morning: Outgoing longwave radiation during the night will be reduced in some case. The snowpack is moist and its surface has a melt-freeze crust that is barely capable of bearing a load, especially on steep sunny slopes below approximately 2600 m, as well as on shady slopes below approximately 2200 m.

During the day: Sunshine and high temperatures will give rise to a loss of strength within the snowpack, especially on sunny slopes, and on shady slopes at intermediate altitudes. Evening: Some snow will fall in some localities.



## Tendency

Increase in danger of moist and wet avalanches. Further decrease in danger of dry avalanches.