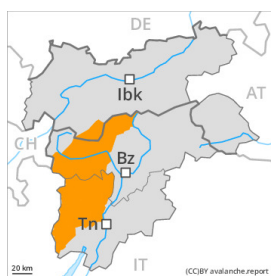


Danger Level 3 - Considerable



Tendency: Increasing avalanche danger

on Monday 01 04 2024



Wind slab

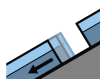


^
Treeline

Snowpack stability: **very poor**

Frequency: **some**

Avalanche size: **large**



Gliding snow



2600m
v

Snowpack stability: **very poor**

Frequency: **some**

Avalanche size: **large**



Wet snow



^
Treeline

Snowpack stability: **very poor**

Frequency: **few**

Avalanche size: **medium**

A precarious avalanche situation will prevail. Wind slabs and wet snow represent the main danger.

As a consequence of new snow and a strong to storm force wind, further wind slabs will form in all aspects. These can be released easily or naturally. Caution is to be exercised in particular in gullies and bowls, and behind abrupt changes in the terrain above the tree line, and in areas close to the tree line. The prevalence of avalanche prone locations and likelihood of triggering will increase with altitude. In some cases avalanches are large.

On steep grassy slopes medium-sized and, in isolated cases, large gliding avalanches are possible. This applies especially on steep sunny slopes below approximately 2600 m, including on steep shady slopes below approximately 2200 m. Areas with glide cracks are to be avoided.

As a consequence of the rain moist loose snow avalanches are to be expected at any time, even medium-sized ones. This applies in particular on extremely steep slopes in all aspects below the tree line.

Snowpack

Danger patterns

dp.6: cold, loose snow and wind

dp.2: gliding snow

10 to 20 cm of snow, and even more in some localities, will fall. This applies in particular above the tree line.

Fresh and somewhat older wind slabs are lying on soft layers in all aspects at elevated altitudes.

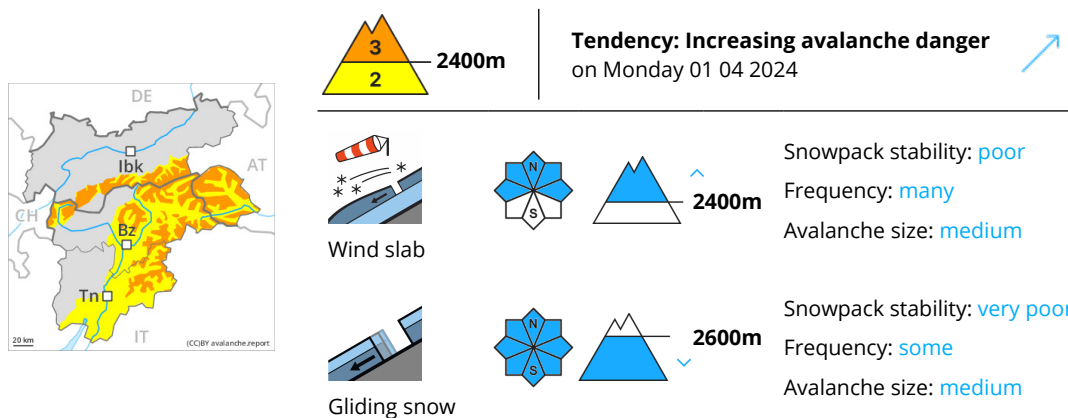
The rain will give rise to a loss of strength within the snowpack.

Tendency



Danger level 4 (high) will be reached. A critical avalanche situation will be encountered over a wide area. As a consequence of new snow and strong wind there will be an additional increase in the avalanche danger. 30 to 50 cm of snow, and even more in some localities, will fall. High altitudes and the high Alpine regions: Occasionally large natural avalanches are to be expected as the snowfall becomes more intense. Below approximately 2600 m: As the precipitation becomes more intense there will be an appreciable increase in the danger of wet and gliding avalanches.

Danger Level 3 - Considerable



Fresh wind slabs represent the main danger. Gliding snow requires caution.

As a consequence of new snow and a strong wind, further wind slabs will form. These can be released easily. or in isolated cases naturally, in particular on steep shady slopes. Caution is to be exercised in particular in gullies and bowls, and behind abrupt changes in the terrain above approximately 2400 m. The prevalence of avalanche prone locations and likelihood of triggering will increase with altitude. Mostly avalanches are medium-sized.

On steep grassy slopes medium-sized and, in isolated cases, large gliding avalanches are possible. This applies especially on steep sunny slopes below approximately 2600 m, including on steep shady slopes below approximately 2200 m. Areas with glide cracks are to be avoided.

As a consequence of the rain individual moist loose snow slides are to be expected. This applies in particular on extremely steep slopes in all aspects below the tree line.

Snowpack

Danger patterns

dp.6: cold, loose snow and wind

dp.2: gliding snow

10 to 20 cm of snow, and even more in some localities, will fall. This applies in particular above the tree line.

Fresh and somewhat older wind slabs are lying on soft layers in particular on shady slopes at elevated altitudes.

The rain will give rise to a loss of strength within the snowpack.

Tendency

As a consequence of new snow and strong wind there will be an additional increase in the avalanche danger. 20 to 40 cm of snow, and even more in some localities, will fall. High altitudes and the high Alpine regions: Natural avalanches are to be expected as the snowfall becomes more intense, especially in the regions exposed to heavier precipitation. Below approximately 2600 m: As the precipitation becomes more

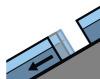


intense there will be an appreciable increase in the danger of wet and gliding avalanches.

Danger Level 2 - Moderate



Tendency: Constant avalanche danger →
on Monday 01 04 2024



Gliding snow



Snowpack stability: **very poor**

Frequency: **some**

Avalanche size: **medium**

Wet and gliding snow are to be assessed with care and prudence.

As the day progresses more frequent wet and gliding avalanches are to be expected. This applies especially on steep sunny slopes in all altitude zones, and on steep shady slopes below approximately 2200 m. Avalanches can reach medium size. Areas with glide cracks are to be avoided.

Over a wide area stormy weather to low altitudes. The fresh wind slabs but can only be released in isolated cases. Such avalanche prone locations are to be found on very steep shady slopes above approximately 2400 m. Restraint should be exercised because avalanches can sweep people along and give rise to falls.

Snowpack

Danger patterns

dp.2: gliding snow

dp.10: springtime scenario

The high temperatures as the day progresses will give rise to rapid softening of the snowpack.

The wind will be storm force over a wide area. Fresh wind slabs are lying on soft layers on shady slopes at elevated altitudes.

Tendency

Up to 10 cm of snow will fall, in particular in the Kitzbühel Alps. Slight increase in avalanche danger as a consequence of the new snow. Fresh wind slabs require caution.

Danger Level 2 - Moderate



Tendency: Increasing avalanche danger

on Monday 01 04 2024



Wind slab

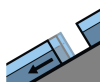


2400m

Snowpack stability: **poor**

Frequency: **some**

Avalanche size: **medium**



Gliding snow



2600m

Snowpack stability: **very poor**

Frequency: **some**

Avalanche size: **medium**

Fresh wind slabs are to be evaluated with care and prudence. Wet and gliding snow require caution.

As a consequence of a sometimes violent wind, further wind slabs will form. These can be released even by a single winter sport participant in particular on very steep shady slopes. Caution is to be exercised in particular in gullies and bowls, and behind abrupt changes in the terrain above approximately 2400 m. The prevalence of avalanche prone locations and likelihood of triggering will increase with altitude.

As a consequence of warming during the day more frequent wet and gliding avalanches are to be expected. This applies especially on steep sunny slopes below approximately 2600 m, including on steep shady slopes below approximately 2200 m. Areas with glide cracks are to be avoided.

Snowpack

Danger patterns

dp.6: cold, loose snow and wind

dp.10: springtime scenario

The wind will be storm force over a wide area. Fresh and somewhat older wind slabs are lying on soft layers in particular on shady slopes at elevated altitudes.

The high temperatures as the day progresses will give rise to rapid softening of the snowpack.

Tendency

Up to 15 cm of snow, and even more in some localities, will fall. Temporary increase in avalanche danger as a consequence of the new snow. Fresh wind slabs require caution.