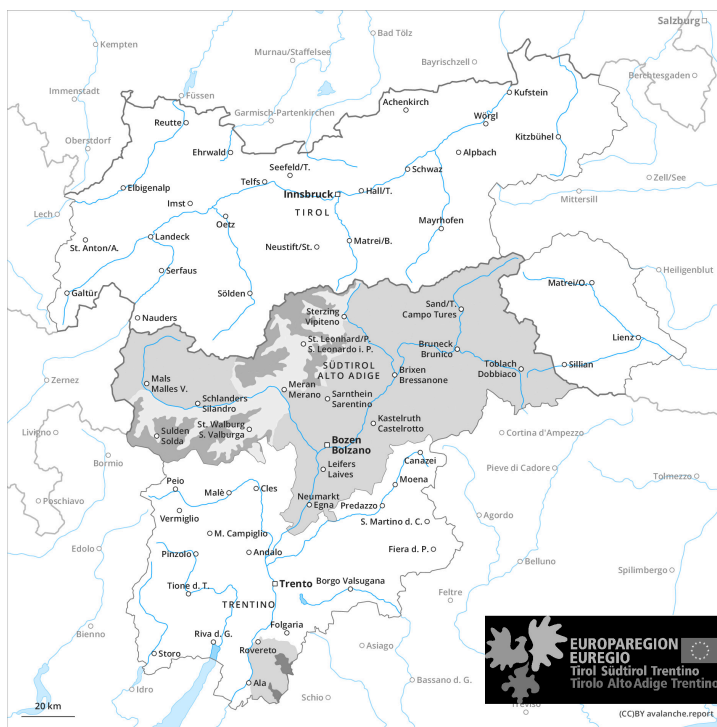
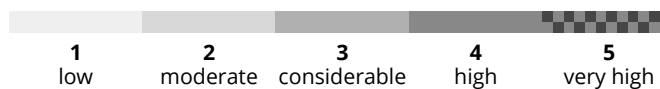
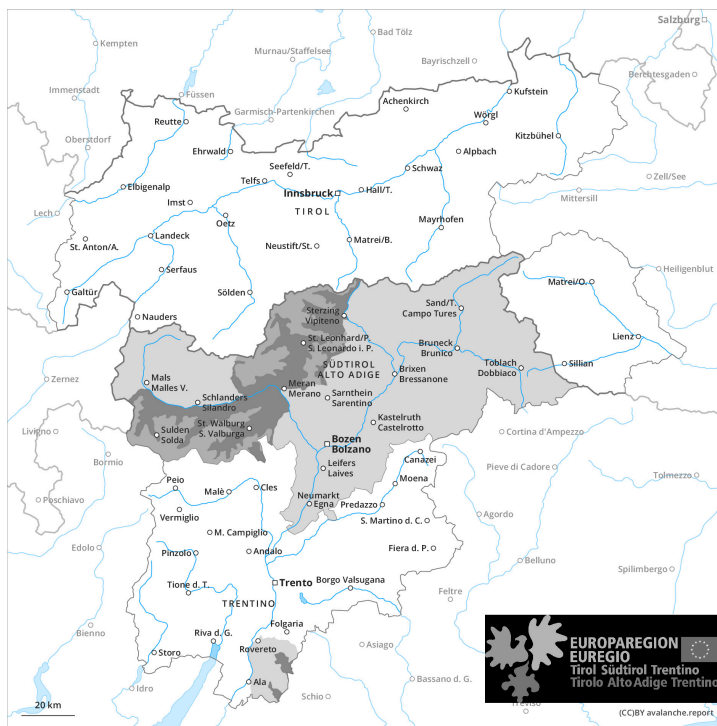




AM

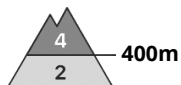


PM





Danger Level 4 - High



New snow



Wet snow



Treeline
400m



Snowpack stability: **fair**

Frequency: **many**

Avalanche size: **large**

Snowpack stability: **poor**

Frequency: **some**

Avalanche size: **medium**



Danger Level 4 - High

AM:



Tendency: Increasing avalanche danger
 on Thursday 29 02 2024



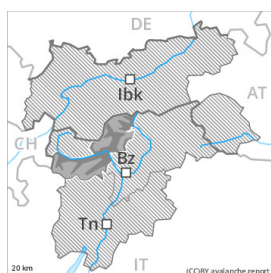
Treeline

Snowpack stability: **very poor**

Frequency: **some**

Avalanche size: **large**

PM:



Tendency: Increasing avalanche danger
 on Thursday 29 02 2024



Treeline

Snowpack stability: **very poor**

Frequency: **some**

Avalanche size: **large**



2500m

Snowpack stability: **very poor**

Frequency: **many**

Avalanche size: **large**

New snow requires caution.

As a consequence of the heavy snowfall more natural dry avalanches are to be expected on Thursday, even very large ones. The avalanche prone locations are sometimes covered with new snow and are barely recognisable, even to the trained eye.

Snowpack

Danger patterns

dp.3: rain

dp.9: graupel blanketed with snow

In its middle, the snowpack is well consolidated and its surface has a strong crust.

Tendency

Dry avalanches can in very isolated cases penetrate deep layers and.



Danger Level 2 - Moderate



Tendency: Constant avalanche danger →
 on Thursday 29 02 2024



Wind slab



Treeline

Snowpack stability: **poor**

Frequency: **some**

Avalanche size: **medium**



Persistent weak layer

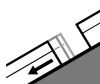


2400m

Snowpack stability: **poor**

Frequency: **few**

Avalanche size: **large**



Gliding snow



2600m

Snowpack stability: **very poor**

Frequency: **some**

Avalanche size: **medium**

Fresh wind slabs require caution. Weakly bonded old snow is to be evaluated with care and prudence.

As a consequence of new snow and a sometimes strong southerly wind, sometimes avalanche prone wind slabs will form in particular adjacent to ridgelines on north facing slopes. This applies especially above the tree line. Single winter sport participants can release avalanches, including medium-sized ones. The number and size of avalanche prone locations will increase with altitude.

Avalanches can in isolated cases be triggered in the old snowpack and reach large size in isolated cases in particular on very steep west, north and east facing slopes. Such avalanche prone locations are to be found above approximately 2400 m.

As a consequence of warming during the day individual loose snow slides are possible as the day progresses, but they will be mostly small. On steep grassy slopes medium-sized gliding avalanches are possible, especially on sunny slopes below approximately 2600 m.

Snowpack

Danger patterns

dp.6: cold, loose snow and wind

dp.4: cold following warm / warm following cold

In some regions 5 to 15 cm of snow will fall on Tuesday. The southerly wind will transport the new snow. Fresh wind slabs are lying on soft layers especially on shady slopes.

In isolated cases new snow and wind slabs are lying on a weakly bonded old snowpack, in particular on steep west, north and east facing slopes above approximately 2400 m.



Tendency

The conditions will facilitate a gradual stabilisation of the snow drift accumulations. The high humidity will give rise to increasing moistening of the snowpack also at elevated altitudes. Gliding avalanches and moist snow slides are to be expected.



Danger Level 2 - Moderate



Tendency: Constant avalanche danger →
 on Thursday 29 02 2024



Wind slab



Treeline

Snowpack stability: **poor**

Frequency: **some**

Avalanche size: **medium**



Persistent weak layer

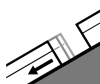


2400m

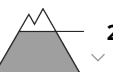
Snowpack stability: **poor**

Frequency: **few**

Avalanche size: **large**



Gliding snow



2600m

Snowpack stability: **very poor**

Frequency: **some**

Avalanche size: **medium**

Fresh wind slabs represent the main danger. Weakly bonded old snow requires caution.

The new snow and wind slabs can be released by a single winter sport participant in particular on shady slopes above the tree line. The number and size of avalanche prone locations will increase with altitude. Mostly avalanches are medium-sized.

Weak layers in the old snowpack can be released in some places even by individual winter sport participants. The avalanche prone locations are to be found in particular on west, north and east facing slopes above approximately 2400 m. Avalanches can reach large size in isolated cases.

As a consequence of warming small and, in isolated cases, medium-sized loose snow avalanches are possible. In particular in the regions with a lot of snow more frequent small and medium-sized gliding avalanches are possible, especially below approximately 2600 m.

Snowpack

Danger patterns

dp.6: cold, loose snow and wind

dp.4: cold following warm / warm following cold

Over a wide area 5 to 15 cm of snow will fall on Tuesday. As a consequence of new snow and wind the wind slabs will increase in size moderately. They are in some cases prone to triggering.

Avalanche prone weak layers exist deeper in the snowpack in particular on steep east, north and west facing slopes.

Tendency



The conditions will facilitate a gradual stabilisation of the snow drift accumulations. The high humidity will give rise to increasing moistening of the snowpack also at elevated altitudes. Gliding avalanches and moist snow slides are to be expected.